



Society of Toxicologic Pathology  
[www.toxpath.org](http://www.toxpath.org)

## Survey Results






### STP Member Educational Survey






February-March 2010









During strategic planning at the last STP Annual Meeting, a new goal relating to education was identified. **Education goal statement:** The STP will be a global leader in providing educational and career development resources in toxicologic pathology (draft). A task force was formed (*Chair:* Wanda Haschek-Hock; *Members:* Armando Irizarry, Binod Jacob, Brent Walling, Dan Rudmann, Diane Creasy, Kathleen Funk, Kevin McDorman, Mark Hoenerhoff, Sarah Tannehill-Gregg, Thomas Rosol, Wanda Haschek-Hock.) and charged with developing and prioritizing objectives and strategies for meeting this new goal.





Thanks to everyone who participated in the survey.










# STP Member Educational Survey





1. Membership Type			
		Response Percent	Response Count
Full Member		90.4%	244
Associate Member		3.7%	10
Student Member		4.1%	11
Emeritus Member		1.5%	4
Honorary Member		0.4%	1
		<b>answered question</b>	<b>270</b>
		<b>skipped question</b>	<b>0</b>

2. What is your primary area of training?			
		Response Percent	Response Count
Veterinary pathology		81.1%	219
Medical pathology		1.1%	3
Experimental pathology		10.4%	28
Toxicology		7.0%	19
Pharmacology		0.4%	1
		Other (please specify)	11
		<b>answered question</b>	<b>270</b>
		<b>skipped question</b>	<b>0</b>

<b>3. Current Employment</b>			
		<b>Response Percent</b>	<b>Response Count</b>
<b>Pharmaceutical Industry</b>		<b>45.9%</b>	<b>124</b>
Chemical Industry		1.1%	3
Government-Regulatory		1.5%	4
Government-Research		4.4%	12
Academia		7.8%	21
Contract Laboratory		21.5%	58
Consultant		11.9%	32
Other (please specify)		5.9%	16
		<b><i>answered question</i></b>	<b>270</b>
		<b><i>skipped question</i></b>	<b>0</b>







<b>4. Years practicing toxicologic pathology</b>			
		<b>Response Percent</b>	<b>Response Count</b>
1-5		20.4%	55
5-10		14.4%	39
10-20		26.3%	71
<b>20+</b>		<b>38.9%</b>	<b>105</b>
		<b><i>answered question</i></b>	<b>270</b>
		<b><i>skipped question</i></b>	<b>0</b>

<b>5. What are your primary areas of responsibility in toxicologic pathology (select up to 3)</b>			
		<b>Response Percent</b>	<b>Response Count</b>
Regulatory		25.4%	68
<b>Safety Assessment</b>		<b>78.7%</b>	<b>211</b>
Investigative/Non-GLP Research		44.0%	118
Discovery Support		27.6%	74
Project Management/Project Representation		19.0%	51
Administrative Management		12.7%	34
Teaching		8.6%	23
Diagnostic Pathology		10.8%	29
Other (please specify)		6.7%	18
		<b>answered question</b>	<b>268</b>
		<b>skipped question</b>	<b>2</b>

<b>6. Number of pathologists supervised</b>			
		<b>Response Percent</b>	<b>Response Count</b>
<b>0 (None)</b>		<b>69.1%</b>	<b>183</b>
1-5		22.6%	60
5-10		4.5%	12
More than 10		3.8%	10
		<b>answered question</b>	<b>265</b>
		<b>skipped question</b>	<b>5</b>

<b>7. Number of toxicologists supervised</b>			
		<b>Response Percent</b>	<b>Response Count</b>
<b>0 (None)</b>		<b>81.8%</b>	<b>216</b>
1-5		13.6%	36
5-10		1.5%	4
More than 10		3.0%	8
		<b><i>answered question</i></b>	<b>264</b>
		<b><i>skipped question</i></b>	<b>6</b>

<b>8. Number of technical staff supervised</b>			
		<b>Response Percent</b>	<b>Response Count</b>
<b>0 (None)</b>		<b>55.8%</b>	<b>149</b>
1-5		25.8%	69
5-10		9.0%	24
More than 10		9.4%	25
		<b><i>answered question</i></b>	<b>267</b>
		<b><i>skipped question</i></b>	<b>3</b>

9. Geographic region where employed			Response Percent	Response Count
North America		75.2%	203	
Latin America		1.1%	3	
Europe		17.4%	47	
Japan		3.3%	9	
China		1.5%	4	
India		0.0%	0	
Other (please specify)		1.5%	4	
	<b>answered question</b>		<b>270</b>	
	<b>skipped question</b>		<b>0</b>	

10. How much educational value do the following STP activities have for YOU?							
	0 (Not Aware)	1 (Little or no value)	2	3 (Medium value)	4	5 (High value)	Response Count
Annual meeting	2.9% (7)	4.1% (10)	4.9% (12)	29.4% (72)	<b>31.8% (78)</b>	26.9% (66)	245
Continuing education courses at the annual meeting	4.9% (12)	4.5% (11)	7.3% (18)	24.5% (60)	<b>31.4% (77)</b>	27.3% (67)	245
Career development sessions at the annual meeting	10.6% (26)	<b>30.2% (74)</b>	15.5% (38)	25.7% (63)	12.2% (30)	5.7% (14)	245
Career development information on the Web site	18.4% (45)	<b>27.8% (68)</b>	16.3% (40)	24.5% (60)	7.8% (19)	5.3% (13)	245
Best practice documents and position papers	0.8% (2)	2.9% (7)	5.3% (13)	13.5% (33)	25.3% (62)	<b>52.2% (128)</b>	245
Standardized nomenclature/INHAND activity	1.6% (4)	2.9% (7)	7.8% (19)	18.0% (44)	25.7% (63)	<b>44.1% (108)</b>	245
Toxicologic Pathology (journal) and Monographs	0.0% (0)	0.4% (1)	0.4% (1)	13.5% (33)	32.2% (79)	<b>53.5% (131)</b>	245
Forum on Web site-scientific topics, What's Your Diagnosis	11.4% (28)	21.6% (53)	21.2% (52)	<b>28.6% (70)</b>	13.5% (33)	3.7% (9)	245
Scientific presentations to STPs in geographic regions such as, China, India, Latin America	27.3% (67)	<b>39.2% (96)</b>	12.7% (31)	9.8% (24)	7.3% (18)	3.7% (9)	245
	<b>answered question</b>						<b>245</b>
	<b>skipped question</b>						<b>25</b>

11. How much value do these current STP educational activities bring to STP MEMBERS IN GENERAL?							
	0 (Not Aware)	1 (Little or no value)	2	3 (Medium value)	4	5 (High value)	Response Count
Annual meeting	7.3% (18)	0.0% (0)	2.4% (6)	20.4% (50)	33.1% (81)	<b>36.7% (90)</b>	245
Continuing education courses at the annual meeting	9.8% (24)	0.0% (0)	0.8% (2)	21.2% (52)	<b>37.6% (92)</b>	30.6% (75)	245
Career development session at the annual meeting	18.0% (44)	4.9% (12)	9.0% (22)	<b>35.9% (88)</b>	22.0% (54)	10.2% (25)	245
Career development information on the Web site	23.7% (58)	5.7% (14)	10.2% (25)	<b>36.3% (89)</b>	17.6% (43)	6.5% (16)	245
Best practice documents and position papers	8.6% (21)	0.4% (1)	2.4% (6)	9.8% (24)	24.9% (61)	<b>53.9% (132)</b>	245
Standardized nomenclature/INHAND activity	9.4% (23)	0.0% (0)	1.6% (4)	14.3% (35)	24.5% (60)	<b>50.2% (123)</b>	245
Toxicologic Pathology (journal) and Monographs	5.7% (14)	0.0% (0)	0.0% (0)	12.2% (30)	30.2% (74)	<b>51.8% (127)</b>	245
Forum on Web site-scientific topics, What's Your Diagnosis	20.8% (51)	6.1% (15)	15.1% (37)	<b>31.8% (78)</b>	21.2% (52)	4.9% (12)	245
Scientific presentations to STPs in geographic regions such as, China, India, Latin America	<b>28.2% (69)</b>	17.1% (42)	16.7% (41)	18.0% (44)	12.7% (31)	7.3% (18)	245
	<b>answered question</b>						<b>245</b>
	<b>skipped question</b>						<b>25</b>

12. How much value do the following STP educational activities, intended specifically for non-pathologists, have to STP?							
	0 (Not Aware)	1 (Low)	2	3 (Medium)	4	5 (High)	Response Count
Scientific presentations/continuing education courses at allied meetings within US (e.g. ACT)	21.2% (52)	2.0% (5)	6.5% (16)	<b>26.5% (65)</b>	24.5% (60)	19.2% (47)	245
Scientific presentations at allied meetings globally	20.4% (50)	2.4% (6)	6.9% (17)	24.9% (61)	<b>30.2% (74)</b>	15.1% (37)	245
Scientific presentations for regulators within US (FDA, EPA)	18.4% (45)	1.2% (3)	4.1% (10)	11.0% (27)	25.3% (62)	<b>40.0% (98)</b>	245
Speaker bureau (pathology for non-pathologists)	<b>24.9% (61)</b>	5.3% (13)	6.1% (15)	23.3% (57)	24.1% (59)	16.3% (40)	245
	<i>answered question</i>						<b>245</b>
	<i>skipped question</i>						<b>25</b>

13. How much value would the following proposed STP educational activities have for YOU?						
	1 (Little or no value)	2	3 (Medium value)	4	5 (High value)	Response Count
Toxpath Wiki	16.9% (41)	11.1% (27)	<b>30.9% (75)</b>	25.5% (62)	15.6% (38)	243
Webinars	10.3% (25)	16.5% (40)	<b>32.1% (78)</b>	25.5% (62)	15.6% (38)	243
On-line continuing education courses	6.2% (15)	10.7% (26)	26.3% (64)	<b>32.1% (78)</b>	24.7% (60)	243
Program in toxicologic pathology for pathology trainees	<b>23.5% (57)</b>	18.9% (46)	21.8% (53)	20.6% (50)	15.2% (37)	243
Comprehensive speaker bureau of experts on selected scientific topics	9.9% (24)	15.6% (38)	<b>30.5% (74)</b>	26.3% (64)	17.7% (43)	243
Availability of annual meeting plenary session presentations and CE courses on Web site or as DVDs	5.8% (14)	9.1% (22)	28.0% (68)	25.9% (63)	<b>31.3% (76)</b>	243
	<i>answered question</i>					<b>243</b>
	<i>skipped question</i>					<b>27</b>

14. How much value would the following PROPOSED educational activities have for STP MEMBERS IN GENERAL?						
	1 (Low)	2	3 (Medium)	4	5 (High)	Response Count
Toxpath Wiki	11.9% (29)	7.8% (19)	<b>36.2% (88)</b>	28.8% (70)	14.8% (36)	243
Webinars	6.2% (15)	7.0% (17)	<b>38.7% (94)</b>	31.7% (77)	16.0% (39)	243
On-line continuing education courses	2.9% (7)	5.3% (13)	29.2% (71)	<b>37.0% (90)</b>	25.5% (62)	243
Program in toxicologic pathology for pathology trainees	4.1% (10)	4.9% (12)	29.6% (72)	<b>35.0% (85)</b>	26.3% (64)	243
Comprehensive speaker bureau of experts on selected scientific topics	4.9% (12)	10.3% (25)	<b>33.3% (81)</b>	32.5% (79)	18.9% (46)	243
Availability of annual meeting plenary session presentations and CE courses on Web site or as DVDs	2.9% (7)	5.8% (14)	30.0% (73)	<b>34.2% (83)</b>	27.2% (66)	243
	<i>answered question</i>					<b>243</b>
	<i>skipped question</i>					<b>27</b>

15. How much value would the following PROPOSED STP Educational activities, intended specifically for non-pathologists, have for STP?						
	1 (Low)	2	3 (Medium)	4	5 (High)	Response Count
Educational program in toxicologic pathology for non- pathology trainees (e.g. toxicologists/pharmacologists)	7.4% (18)	9.1% (22)	31.7% (77)	<b>32.5% (79)</b>	18.9% (46)	243
Live presentations on STP position papers to your organization	12.8% (31)	15.2% (37)	<b>30.9% (75)</b>	25.9% (63)	14.8% (36)	243
DVD presentations on STP position papers	13.6% (33)	9.1% (22)	<b>30.9% (75)</b>	30.5% (74)	15.6% (38)	243
Session at annual meeting for technicians	16.5% (40)	20.6% (50)	<b>26.7% (65)</b>	23.5% (57)	12.3% (30)	243
	<i>answered question</i>					<b>243</b>
	<i>skipped question</i>					<b>27</b>

16. What, if any, STP educational activities would you recommend eliminating?		Response Count
		44
	<i>answered question</i>	<b>44</b>
	<i>skipped question</i>	<b>226</b>

17. What additional educational activities do you recommend that STP offer?		Response Count
		60
	<i>answered question</i>	<b>60</b>
	<i>skipped question</i>	<b>210</b>

18. Please list any topics of interest for future annual meetings		
		Response Count
		63
	<i>answered question</i>	63
	<i>skipped question</i>	207

19. Additional comments on STP educational activities		
		Response Count
		47
	<i>answered question</i>	47
	<i>skipped question</i>	223